



## Info<sup>®</sup> Anti-HBs

Rapid Test for the detection of Anti-HBs antibodies in whole blood, serum and plasma

### Hepatitis B

Hepatitis B is a common yet serious infectious disease affecting the liver. It is caused by the Hepatitis B Virus (HBV) and affects millions of people throughout the world. About two thirds of all infections are asymptomatic, while one third of infected individuals shows classical symptoms as jaundice or nausea and vomiting. When the Hepatitis B antigen (HBsAg) is no longer detectable in the blood, and Anti-HBs antibodies (HBsAb) begin to emerge, the acute Hepatitis B infection can be considered to be cured. For this reason, HBs antibodies act as an indicator of clinical healing and subsequent immunity to HBV. They are also used in vaccinations against HBV, where HBsAg are injected so that the body consequently raises HBsAb levels.

If symptoms of an HBV-induced liver inflammation persist and HBsAg is detectable in the blood for an extended period of time, the HBV infection is no longer considered acute, but rather chronic and persistent. Individuals with a chronic HBV infection can transmit the disease via blood or contaminated body fluids for many years. The severe pathological consequences of a persistent HBV infection include the development of chronic hepatic insufficiency, cirrhosis and hepatocellular carcinoma. Moreover, a HBV infection can also be fatal.

### Info<sup>®</sup> Anti-HBs

The **Info<sup>®</sup> Anti-HBs Rapid Test** is a rapid chromatographic immunoassay for the qualitative detection of antibodies against the Hepatitis B Surface Antigen (HBsAg) in human whole blood, serum and plasma. Anti-HBs antibodies (HBsAb) can be present as a consequence of naturally occurring HBV infections as well as after active vaccinations.

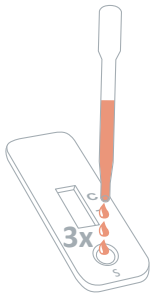
With its short testing time of just 15 minutes and clear, easy-to-read results, the **Info<sup>®</sup> Anti-HBs Rapid Test** is an excellent tool to monitor immunity to the Hepatitis B Virus (HBV). As a consequence, it can be applied to verify the necessity of a vaccination or a booster vaccination.

### Summary of Benefits:

- ✓ High sensitivity and specificity
- ✓ Easy handling
- ✓ Can be carried out with whole blood, serum and plasma
- ✓ Cost-effective diagnostic tool
- ✓ Quick and reliable test results in 15 minutes
- ✓ Test storage at room temperature or cooled (4 - 30°C)
- ✓ Minimum shelf life of 12 months

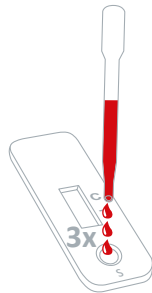
## Instructions for use

**1a**



**For Serum-/ Plasma Samples:**  
Draw serum/plasma into dropper and put 3 drops (approx. 100 µl) into the sample well of the cassette. Avoid the formation of any air bubbles.

**1b**



**For Whole Blood Samples:**  
Draw whole blood into dropper and put 3 drops (approx. 100 µl) into the sample well of the cassette. Avoid the formation of any air bubbles.

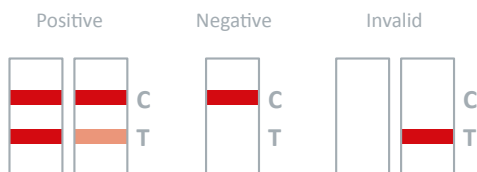
**2**



Depending on the Anti-HBs concentration in the sample, the test can begin to react in as little as 5 minutes. Results should be read at 15 minutes as shown below. Do not interpret results after more than 20 minutes. Results forming after more than 20 minutes should be regarded as invalid.

More details can be found in the package insert.

## Test results



## Info®Anti-HBs

Rapid test for the detection of Anti-HBs antibodies in whole blood, plasma and serum

Product	Sample	Sensitivity	Specificity	Accounting	Product No.	Pack size
Info®Anti-HBs	Whole blood, Serum, Plasma	100 %	100 %	No information	622008	25 test cassettes

Kit components: Test cassettes • dropper • package insert

Rev01.01/EN05em00019

Our **native UK & Irish team** are at hand to answer any questions you may have via telephone  
Tel.: **+49 941 29010-35, 0808 234 1237** (Freephone UK), **1800 555 008** (Freephone IRE) or  
email [sales.dept@nal-vonminden.com](mailto:sales.dept@nal-vonminden.com)

We help you care!

Rapid Tests

Laboratory Diagnostics

Laboratory Service

Consulting & Service